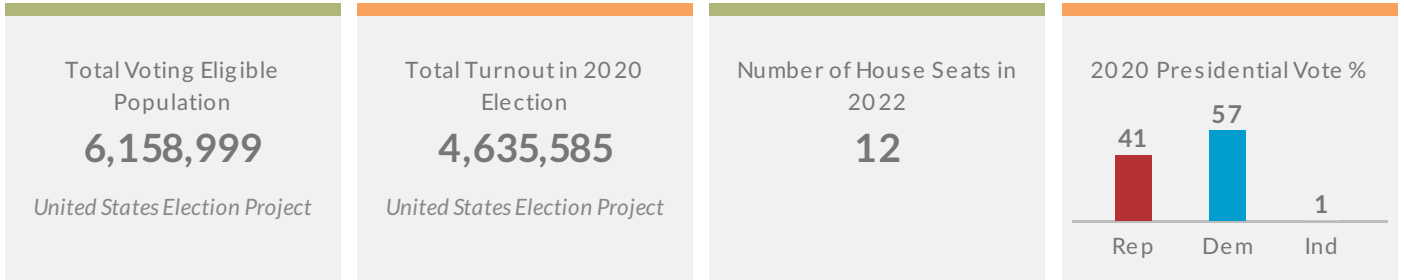
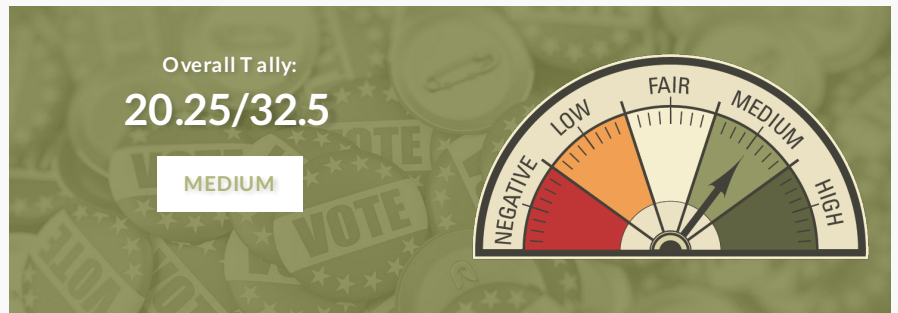


# NEW JERSEY DEMOCRACY PROFILE

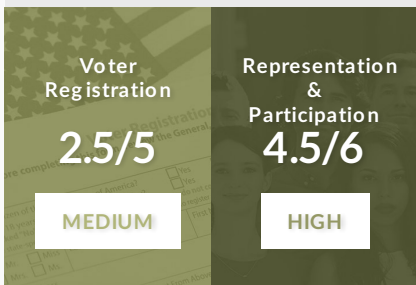
## Quick Facts About New Jersey



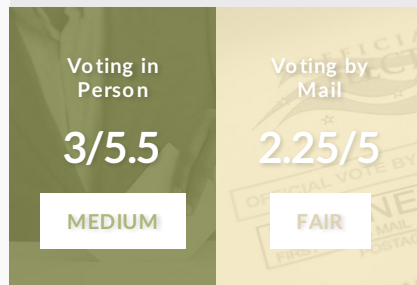
## New Jersey's Democracy Tally



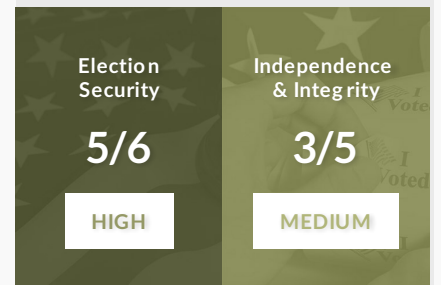
### Who Votes: 7/11



### How to Vote: 5.25/10.5







### Protecting the Vote: 8/11









# New Jersey's Democracy and Election Laws and Policies

Click on each issue for more information and to see where the state fits into the national landscape.








|     |   |   |
|-----|---|---|
| KEY |  Indicates state law or policy |  Indicates local laws or policies and/or partial law |
|     |  Indicates no law or policy    |  Enumeration not applicable                          |

## Who Votes

| Voter Registration  | Score   |       |
|---|---|-------|
|   | Law Exists?   | Tally |
| Automatic Voter Registration                                      |    | 1/1   |
| Online Voter Registration   |    | 1/1   |
| Registration Deadlines  |  | 0/1   |
| Membership in Electronic Registration Information Center (ERIC)   |  | 0/1   |
| <b>Negative Law:</b><br>Restrictions on Voter Registration Drives |  | 0/-1  |
| Voter Preregistration   |  | 0.5/1 |
| <b>Voter Registration Total</b>                                   | <b>2.5/5</b>  |       |





| Representation & Participation                  | Score   |       |
|---|---|-------|
|   | Law Exists?   | Tally |
| National Popular Vote Compact States            |  | 1/1   |
| Native American Voting Protections              |  | 0/1   |
| Partisanship of State Primary Election Systems  |  | 0.5/1 |
| Voter Registration Rates                        |  | 1/1   |
| Voter Turnout Percentage                        |  | 1/1   |
| Voting Rights for Formerly Incarcerated People  |  | 1/1   |
| <b>Representation &amp; Participation Total</b> | <b>4.5/6</b>  |       |

# How to Vote

| Voting in Person  | Score   |       |
|---|---|-------|
|   | Law Exists?   | Tally |
| Curbside Voting for Voters with Disabilities              |    | 0/0.5 |
| Election Day Holidays and Paid Time Off to Vote           |    | 0.5/1 |
| Adequate Early Voting Period                              |    | 1/1   |
| <b>Negative Law:</b><br>Voting Wait Time and Line Length  |    | 0/-1  |
| Provisional Ballot Availability & Counting Procedures     |    | 0.5/1 |
| Availability of Vote Centers (county wide polling places) |    | 0/1   |
| Voter Identification Requirements for In-Person Voting    |  | 1/1   |
| <b>Voting in Person Total</b>                             | <b>3/5.5</b>  |       |

| Voting by Mail  | Score   |            |
|---|---|------------|
|   | Law Exists?   | Tally      |
| Availability of No-Excuse Absentee Voting                             |    | 1/1        |
| All-Mail Voting States  |    | 0/1        |
| <b>Negative Law:</b><br>Added Requirements to Return Absentee Ballots |    | 0/-0.5     |
| <b>Negative Law:</b><br>Third Party Ballot Collection Policies        | NEGATIVE LAW  | -0.25/-0.5 |
| Ballot Drop Box Policies & Availability                               |    | 0.5/0.5    |
| Mail Ballot Receipt Deadlines   |    | 0.5/0.5    |
| Prepaid Ballot Postage  |    | 0/0.5      |
| Online Absentee Ballot Application Availability                       |  | 0/1        |
| Permanent Absentee Voter List Availability                            |  | 0.5/0.5    |
| <b>Voting by Mail Total</b>   | <b>2.25/5</b>   |            |

# Protecting the Vote

| Election Security  | Score   |       |
|--|---|-------|
|  | Law Exists?   | Tally |
| Ballot & Signature Cure Availability (Opportunity for Voter to Correct Errors) |  | 1/1   |
| Ballot Tracking for Mail Voting  |  | 1/1   |
| Absentee/Mail Ballot Verification  |  | 1/1   |
| Security of Voting Machines (Hand Marked Paper Ballots)                        |  | 0/1   |
| Post-Election Audits Required  |  | 1/1   |
| Risk-Limiting Audits   |  | 1/1   |
| <b>Election Security Total</b>   | <b>5/6</b>  |       |

| Independence & Integrity  | Score   |         |
|---|---|---------|
|   | Law Exists?   | Tally   |
| <b>Negative Law:</b><br>Election Officials Face Threats of Undue Criminal Penalties/Fines |    | 0/-1.0  |
| <b>Negative Law:</b><br>State Legislature Interference in Elections                       |    | 0/-1    |
| Efficient Absentee/Mail Ballot Processing   |    | 1/1     |
| Guns in Polling Places  |    | 0/0.5   |
| State Level Voting Rights Acts  |    | 0/1     |
| "Voter Intent" Laws to Standardize Ballot Interpretation                                  |    | 0.5/0.5 |
| Independence of State Congressional Redistricting   |    | 0.5/1   |
| Nonpartisan Election Observation Policies   |  | 1/1     |
| <b>Negative Law:</b><br>Bans on Private Funding of Election Offices                       |  | 0/-1    |
| <b>Independence &amp; Integrity Total</b>   | <b>3/5</b>  |         |